

Principal Investigator: \_\_\_\_\_

Date Approved: \_\_\_\_\_

This document covers basic chemical safety information for oxidizing corrosives. The use of any corrosive oxidizing chemical is subject to pre-approval by the Principal Investigator (PI) and/or Supervisor. PI and/or Supervisor may use the sheet attached to this SOP to document any lab specific training for Oxidizing Corrosives. **DO NOT USE OXIDIZING CORROSIVES UNTIL YOU HAVE OBTAINED THE NECESSARY PRE-APPROVAL.**

## Oxidizing Corrosives





**Oxidizing corrosives** are materials that can contribute to combustion by acting as an oxygen source and can also cause destruction of exposed tissues.

Examples of this type of substance include **silver nitrate**, **sodium peroxide**, **calcium hypochlorite**, and **potassium permanganate**.

This SOP excludes nitric acid, perchloric acid, chromic acid and dichromate salts, and peracetic acid. Please refer to those chemical-specific SOPs if needed.

For more information on each individual hazard type, please refer to the respective 'single hazard' SOP.



Personal Protective Equipment & Personnel Monitoring			
 <b>Lab Coat</b>	 <b>Gloves</b>	 <b>Eye Protection</b>	 <b>Face Shield</b>
Traditional lab coat. A chemical-resistant lab apron should be used when handling large quantities.	Nitrile or neoprene gloves typically provide adequate protection against minor splashes. Consult glove selection chart for heavy handling of corrosives. <b>DO NOT WEAR LATEX GLOVES</b>	ANSI Z87.1-compliant safety glasses or safety goggles, or face shield if a splash hazard is present.	

## Labeling & Storage

Store upright & tightly closed in a dry and well-ventilated place. Keep away from organic materials, flammables, reducing agents, and any other incompatible chemicals. **DO NOT** store in wooden or metal cabinets. Primary containers should be labeled according to the UNC Charlotte Chemical Hygiene Plan. The secondary container's label must contain the chemical name and corresponding hazards. Containers must be stored below eye level. Also, if not plainly visible (e.g. through a cabinet window), labeling must be applied to storage locations where these are stored to avoid an inadvertent encounter.

## **Engineering Controls, Equipment & Materials**

### ***Ventilation***

At a minimum, adequate general laboratory ventilation must be provided to maintain exposure below any regulatory limits. A fume hood is recommended for volatile substances with corrosive vapors.

## **Housekeeping**

### ***Spills***

Notify others in the area of the spill, including your supervisor. Evacuate the location where the spill occurred. Call 911 from any campus phone (or 704-687-2200 from a cell phone). Report any exposure to EHS at 704-687-1111. Remain on-site (at a safe distance) to provide detailed information to first responders.

### ***Decontamination***

Decontamination methods will vary based on the materials handled and equipment being used. Please review the chemical Safety Data Sheet for guidance on cleaning materials.

### ***Waste***

Refer to the UNC Charlotte Chemical Hygiene Plan for details.

## **First Aid & Emergencies**

### ***Skin or Eye Contact***

Remove contaminated clothing and accessories; flush affected area with water. If symptoms persist, get medical attention.

### ***Eye Contact***

Check for and remove contact lenses. Immediately flush eyes with water for at least 15 minutes. Get medical attention immediately.

### ***Inhalation***

Move person into fresh air. If symptoms persist, get medical attention.

### ***Ingestion***

Rinse mouth with water. If symptoms persist, get medical attention.

